



WALL SOFA BED

design Piero Lissoni

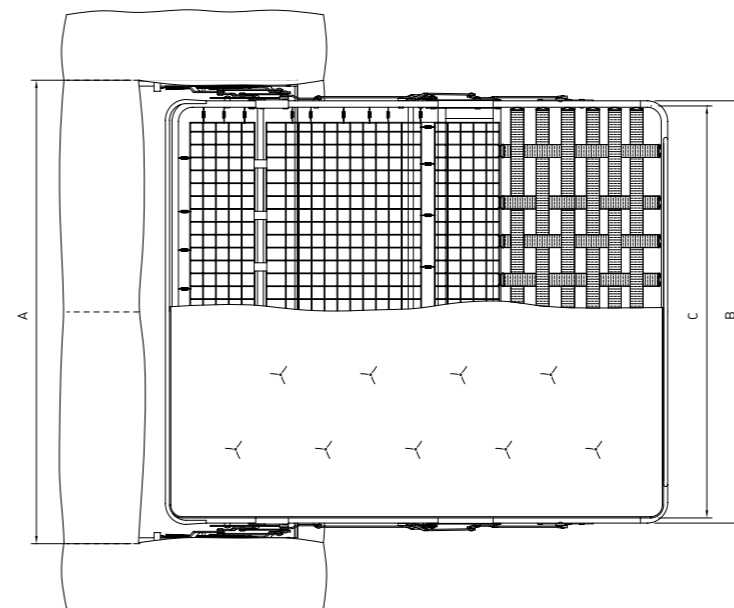
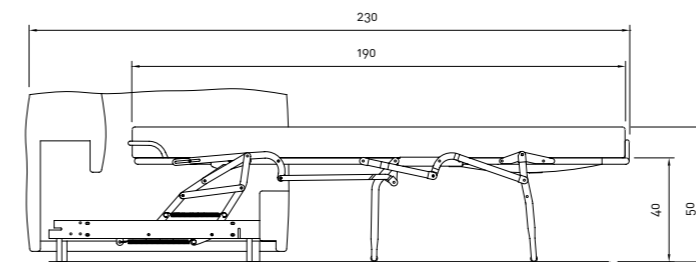
Sofa bed with frame in double-panelled poplar and pine. Padding in differentiated density polyurethane foam. Covering in needle punched, resinated, non-woven polyester fibre, bonded onto a polyamide velveteen backing. Seat cushion padded with differentiated density polyurethane foam structure, covered with acrylic fibre layers. Black lacquered aluminum feet.

Fabric or leather upholstery. The fabric version only is fully removable by Velcro fastenings.

Electro-welded orthopedic base, high tensile steel frame with stoved epoxy powder coating finish. Steel spring mattress with 100% cotton cover. **The mattress is always included.**

Seat depth 74 cm.

Sofa Bed Section



A – Steel structure dimensions

166/180cm

B – Slatted base frame dimensions

195×150/164cm

C – Mattress dimensions

190×13×146/160cm

Notes

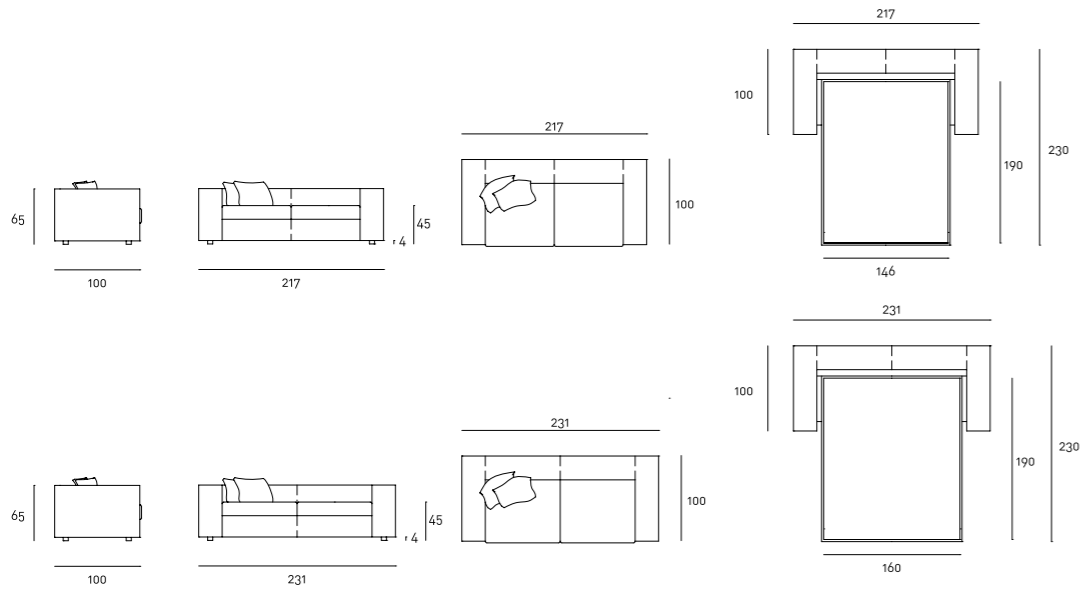
On request, the armrests can be narrowed up to 7cm thickness.

On request, available mattress in expanded polyurethane foam.

According to the product shape, some coverings cannot be used; please refer to the adaptability sheet in the "Materials" section of the website.

For leather coverings the "Leather A" or "Leather B" Maintenance Kit is included with the product.

Technical Drawings



Loose Cushion

