

Curve

design Piero Lissoni

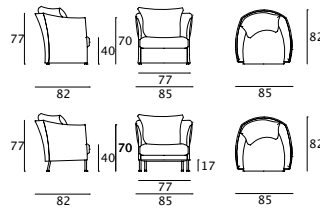


Sofa, armchair and bergère. Supporting frame in lacquered tubular steel. Seat chassis in beech wood, with cross-woven, coated rubber elastic straps. Backrest and armrest frames made with a structural elastic material with fiberglass and steel supports. Covering in 100% polyether thermally bonded onto a polyamide velveteen backing. Seat cushions in prewashed and sterilized goose down, stitched into separate compartments, with differentiated density polyurethane foam insert. Backrest cushions and supporting pillows in prewashed and sterilized goose down, stitched into separate compartments, coated with acrylic fibre layers. Feet in chromed steel, with swiveling tip in PVC. Fabric or leather upholstery, both fully removable by zippers and Velcro fastenings. The fabric version only is also available with flounce.

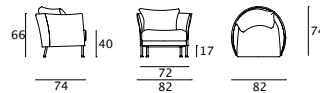
Seat depth armchair 68cm; bergère 74cm; sofa 80cm.



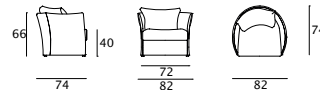
Bergère



Armchair

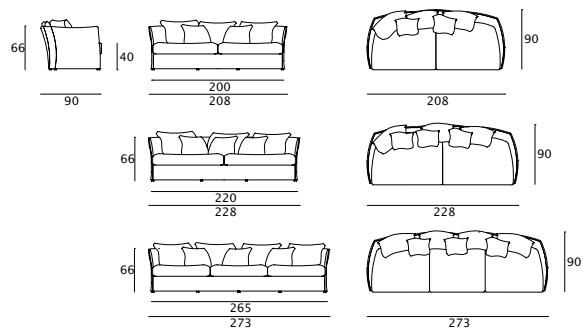


Armchair with flounce

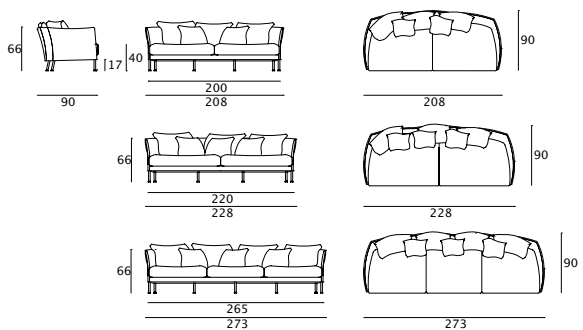


Curve
design Piero Lissoni

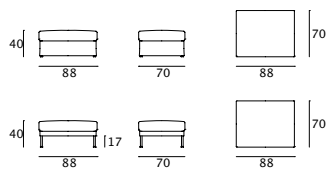
Sofa with flounce



Sofa



Footrests



Cushions

