

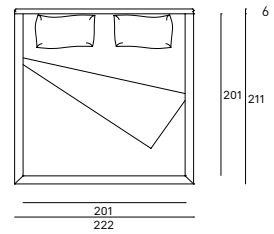
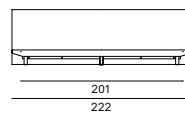

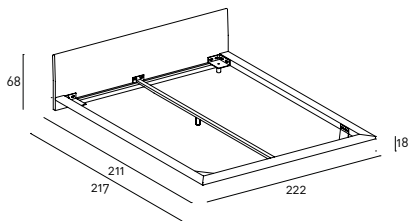
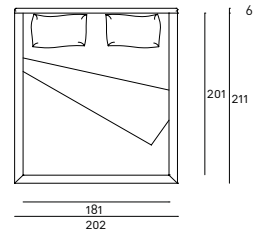
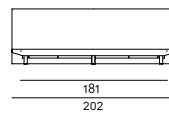

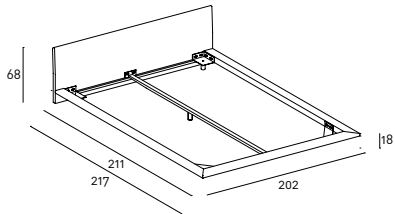
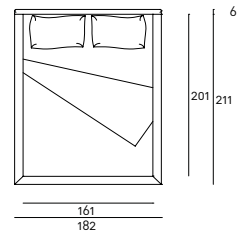
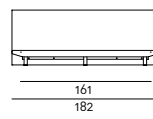

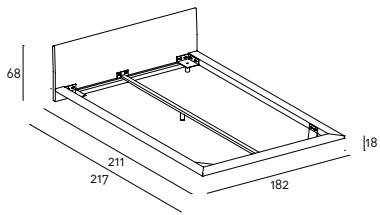
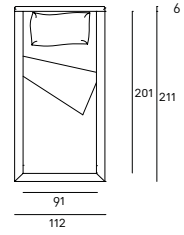
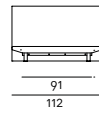

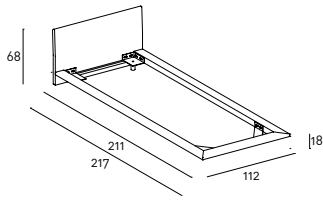


Chemise Bed

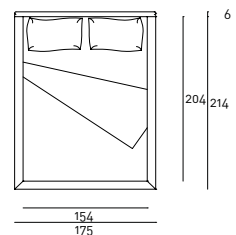
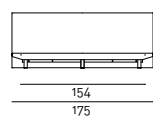
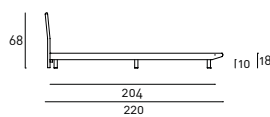
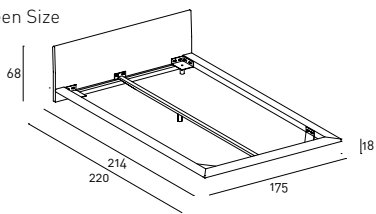
design Piero Lissoni

Letto singolo o matrimoniale con testata in tubolare e trafilato d'acciaio verniciato, ricoperta con materiale elastico strutturale. Giroletto in legno di pioppo e abete tamburato con imbottitura in poliuretano espanso. Foderina realizzata con polietere 100% accoppiato con supporto di vellutino poliammidico termofissato. Rivestimento in tessuto o pelle, entrambi interamente sfoderabili tramite velcro a strappo. Fodera copirete in cotone 100%, colore écru, fissata al rivestimento del giroletto ed apribile sui lati tramite 2 cerniere per inserimento rete. Disponibili anche versioni Queen e King size.

Chemise Bed
design Piero Lissoni



Queen Size



King Size

