

Ile Bed

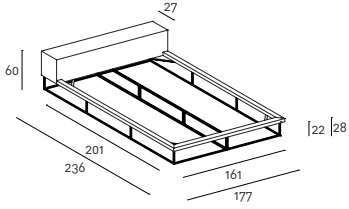
Design Piero Lissoni

Letto con testata e giroletto in legno di pioppo e abete tamburato con imbottitura in poliuretano espanso a densità differenziata. Foderina realizzata in fibra di poliestere con agotrattamento e resinatura, accoppiata con supporto di vellutino poliammidico. Base in tubolare di acciaio inox AISI 304 satinato opaco. Rivestimento in tessuto o pelle, entrambe interamente sfoderabili tramite velcro a strappo. Fodera copirete in cotone 100%, colore écru, fissata al rivestimento del giroletto ed apribile sui lati tramite due cerniere per inserimento rete.

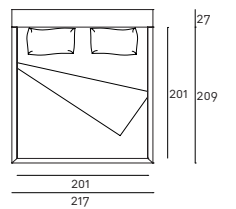
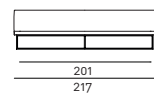
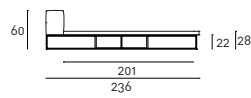
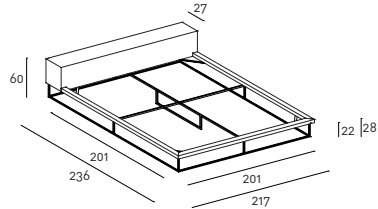
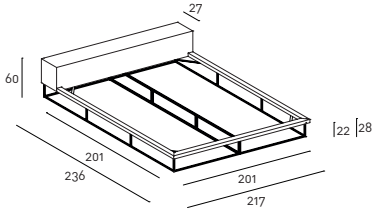
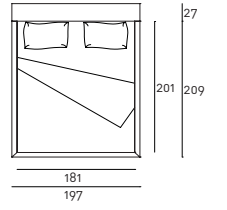
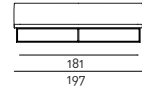
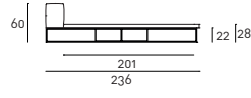
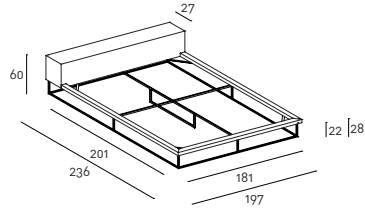
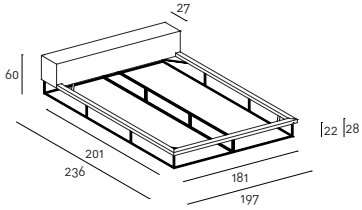
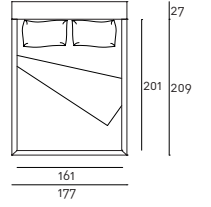
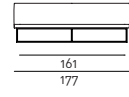
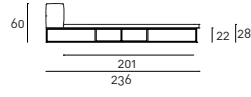
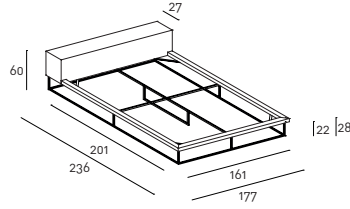


Ile Bed
Design Piero Lissoni

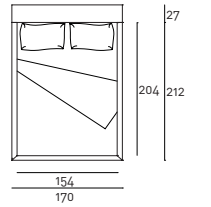
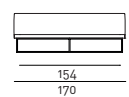
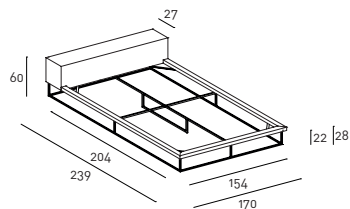
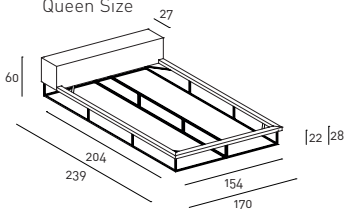
Base doppia



Base singola



Queen Size



King Size

