



ISLANDS LOW TABLE | INDOOR - OUTDOOR

design Stephen Burks


Set of coffee tables of three different heights and diameters, accessible along the entire perimeter thanks to a series of pivoting slats, available both for indoor and outdoor.

Indoor version: top and bottom in 19 mm thick, contoured and bevelled MDF, with the bottom part always lacquered matt black, and top available veneered charcoal dyed oak or Stone Oak®, with bevelled edge always finished matt black, lacquered matt black, or in Forest Green, red Levanto or Sahara Noir marble (thickness 15 mm), fixed to the MDF top through screws, with a satin finish and an opaque transparent protective varnish or a matt or glossy polyester finish. Slats, with elliptical 70x16 mm cross-section, in aluminium extrusion, fixed to the top and to the bottom by means of turned details in black nylon and tie rods. Slats available painted matt black, veneered in charcoal dyed oak or in Stone Oak®.


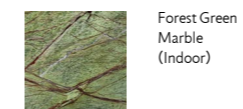
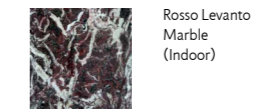


Feet, with elliptical cross section, made in aluminium extrusion and steel sheet screwed together and always with matt black finish. Floor support secured by contoured feet.

Outdoor version: top and bottom in 20 mm thick, contoured, and bevelled HPL, always lacquered with black polyacrylic primer and acrylic painting for outdoor finished colour matt black. Slats, with elliptical 70x16 mm cross-section, in aluminium extrusion, fixed to the top and to the bottom by means of turned details in black nylon and tie rods in AISI 316 Stainless Steel and feet, with elliptical cross-section, made in aluminium extrusion fixed to the basis, both always lacquered with primer and acrylic painting for outdoor use with finishing colour matt black. Floor support secured by contoured feet.


Feet



Top



Slats



Notes

Wood is a living material; therefore, it can have slight color and dimension changes. The presence of any non-homogeneous color shades is not to be considered a defect but a quality. Please note that the direct sunlight exposure may alter the wood color; therefore, we recommend the periodic position shift of the objects placed on the furniture for the first months to avoid differences in shades between exposed and covered portions.

Stone Oak®: this wood owes its particular coloring to an entirely natural process. Because of this, some slabs may look more brown than others. Our commitment is to provide you a high-quality product; any differences in color should not be considered as defects. For further information about this wood, please refer to the technical sheet available in the "Materials" section on our website.

On request, an additional protective (acrylic solvent) painting is available for the Stone Oak® finishing only. It should be noted that this additional coating slightly changes the natural color and texture of the surface. Although this supplementary painting increases the surface resistance, it is still a natural material; therefore small superficial stains, due to oil or other substances, have to be promptly removed, before being absorbed in depth by the wood. Thus, we recommend regular care and maintenance.

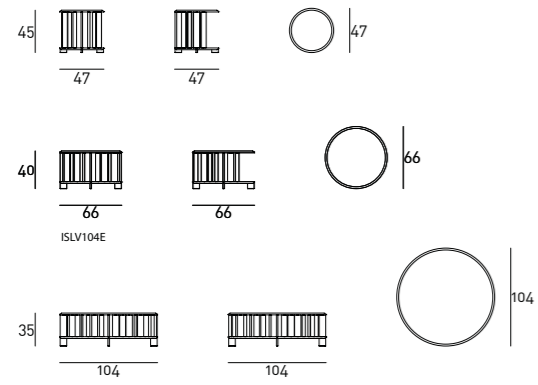
For the OUTDOOR version, it is recommended to use a "Protective Cover" to improve the longevity of products; please note that the protective cover is made of a water vapor repellent fabric, perfect to prevent and protect from the formation of mold, easily washable with water and soap. Do not keep the fabric folded for a long time when it is wet. For further information about the dedicated maintenance, please refer to the technical sheet available in the "Materials" section on our website. Lastly, we recommend placing the product on terraces or verandas to guarantee its durability over the years.

For the marble top version please specify the required finish in the order.

For marble finishing with opaque polyester finish, the "Marble" Maintenance Kit is included with the product.

Technical Drawings

Top in wood



Top in marble

